


# Year 1 Curriculum Information



# Our Year One Team

Miss Densham - Class Teacher  
Mrs Evans - Teaching Assistant  
Mrs Ramsey - Teaching Assistant  
Miss Gibney - Teaching Assistant  
Mrs Stevenson - Teaching Assistant  
Mrs Stevenson - Teaching Assistant  
Mr Ranson - PE Coach  
Mr Theodore - PE Coach



# English Writing

Children have opportunities for different types of writing daily at school.

## Key Focuses:

- Correct letter formation, starting letters on the line.
- Talk for Writing.
- Good grammar (checking that their writing makes sense).
- Punctuation (capital letter, full stop, question mark and exclamation mark)
  - Making phonically plausible attempts at spelling.
  - Spelling words with prefixes and suffixes (-s, -es, -ed, -ing, -er, -est, un-)



# An example of expected writing:



On Saturday me, My  
mum and dad  
went to see  
Elia and Max's  
dance show. ✓ Samuel  
was there to. Me,  
Mum Grace and Nan  
cried because he <sup>were</sup> so  
happy. ✓ On Sunday  
he staid at home  
and then went out  
Sid.

- Leaves spaces between words.
- Write more than one sentence in sequence.
- Uses capital letters and full stops.
- Uses sounds well to spell words.
- Spells most Year One 'red' words correctly.
- Uses 'and' as a joining word.
- Forms letters well.
- Writing can be read and understood by others.



## Reading:

Children have opportunity to explore a variety of texts during class sessions.

### Key Focuses

Phonics: Blending longer words

Alternative graphemes

Suffixes (-s, -es, -ing, -ed, -er and -est)

Comprehension: Make predictions

Retell events

Discuss characters and feelings


Recognise repetitive phrases



# Reading Every Day Goes a Very Long Way

## Student A Reads

- 20 minutes per day
- 3,600 minutes per school year
- 1,800,000 words per year



## Student B Reads

- 5 minutes per day
- 900 minutes per school year
- 282,000 words per year




## Student C Reads

- 1 minute per day
- 180 minutes per school year
- 8,000 words per year



Want to be a better reader? Read more!

# Phonics is taught through RWI



- Children will learn 44+ graphemes (ways of writing a sound)
- Children will learn a selection of Green words - words that can be sounded out (Fred Talk) and a selection of Red words- tricky words that must be learnt.
- Once children are able to blend the sounds to make words they will read the words in a story. Once they can do this independently they will bring a reading book home.
- Children will read the book 3 times in school and then bring the book home to read and share. They will also bring home a book linked to the story book they have read in school and a book for pleasure.
- We teach the children to read for accuracy, fluency and to have good comprehension.
- <https://www.ruthmiskin.com/en/find-out-more/parents/>



# Speed Sounds Set 1

Consonant sounds – stretchy

f	l	m	n	r	s	v	z	sh	th	ng
										nk

Consonant sounds – bouncy

b	c	d	g	h	j	p	qu	t	w	x	y	ch
	k											

Vowel sounds – bouncy

a	e	i	o	u	ay	ee	igh	ow
---	---	---	---	---	----	----	-----	----

Vowel sounds – stretchy

Vowel sounds – stretchy

oo	oo	ar	or	air	ir	ou	oy
----	----	----	----	-----	----	----	----

# Speed Sounds Set 2

Consonant sounds – stretchy

f	l	m	n	r	s	v	z	sh	th	ng
										nk

Consonant sounds – bouncy

b	c	d	g	h	j	p	qu	t	w	x	y	ch
	k											

Vowel sounds – bouncy

a	e	i	o	u	ay	ee	igh	ow
---	---	---	---	---	----	----	-----	----

Vowel sounds – stretchy

Vowel sounds – stretchy

oo	oo	ar	or	air	ir	ou	oy
----	----	----	----	-----	----	----	----



# Speed Sounds Set 3

## Consonant sounds

f	l	m	n	r	s	v	z	sh	th	ng
ff	ll	mm	nn	rr	ss	ve	zz	ti		nk
ph	le	mb	kn	wr	se		s	ci		
					c		se			
					ce					

b	c	d	g	h	j	p	qu	t	w	x	y	ch
bb	k	dd	gg		g	pp		tt	wh			tch
	ck				ge							
	ch				dge							

## Vowel sounds

a	e	i	o	u	ay	ee	igh	ow
	ea				a-e	e-e	i-e	o-e
					ai	y	ie	oa
						ea	i	o
						e	y	

oo	oo	ar	or	air	ir	ou	oy	ire	ear	ure
u-e			oor	are	ur	ow	oi			
ue			ore		er					
ew			aw							
			au							









# What can you do?



- Listen to you child read the same Storybook again and again, this builds accuracy, fluency and develops comprehension skills
- Encourage children to use 'Special Friends', 'Fred Talk', 'read the word'
- Discuss the story and encourage their storyteller voice
- Children will thrive with repetition





# 10 things your child learns when you read aloud stories and poems every day

---

1. Sustain attention
2. Appreciate rhythm and rhyme
3. Build pictures in their minds from the words on the page
4. Understand humour and irony
5. Use new words and phrases in different contexts - and later in writing
6. Learn new vocabulary and knowledge of the world
7. Think about characters' feelings and use appropriate voices
8. Follow a plot with all its twists and turns
9. Understand suspense and predict what's about to happen next
10. Link sentences and ideas from one passage to the next

The more that you **read**, the more  
things you will **know**. The more that  
you **learn**, the more **places you'll go!**

Dr. Seuss





# Maths

Children will have opportunities to continue to explore and learn practically using a variety of mathematical apparatus. They will experience a variety of problem solving activities to apply their knowledge.



Throughout the year, the children will be taught 7 areas of Maths:

- Number and Place Value
- Addition and Subtraction
- Multiplication and Division
- Fractions
- Measurement
- Geometry
- Position and Direction



# Worship

- Christian Worship happens daily in school.
- Our worships are related to our termly values and our weekly themes which are based on Bible stories.
- Each Wednesday we have a member of the St. George's Church team lead our worship.
- We celebrate Harvest, Christmas and Easter at St. George's Church in town.
- Every Friday we celebrate good work across school.



# Values

Our values in school this year are:

Autumn term 1 - Community

Autumn term 2 - Peace

Spring term 1 - Joy

Spring term 2 - Hope

Summer term 1 - Wisdom

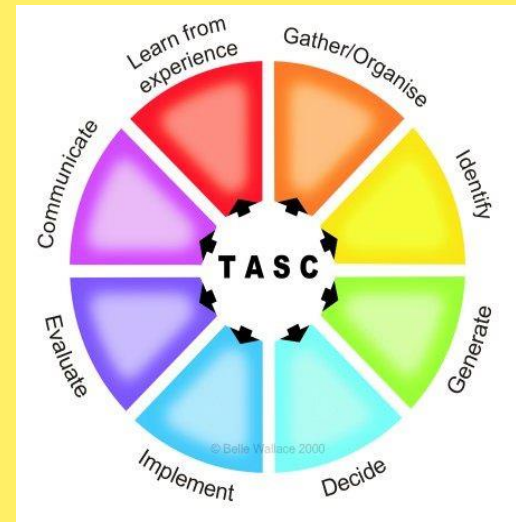
Summer term 2 - Dignity



# How do we judge how well your children are progressing?

The children will be working on the Year One standards in the National Curriculum.

- Sharing learning objectives and success criteria together.
- Questioning
- Partners/Small group work
- Self evaluation
- TASC / Using and Applying
- Guided groups
- Recorded work
- Summative assessment



# The Phonics Screening Check



The Year 1 Phonics Screening will take place on the week beginning 10<sup>th</sup> June.

It is designed to give teachers and parents information on how your child is progressing in phonics.



# What will it check?

It will check that your child can:

- Sound out and blend graphemes in order to read simple words.
- Read phonically decodable one-syllable and two-syllable words, e.g. cat, sand, dentist.
- Read a selection of nonsense words which are referred to as pseudo words.
- Children will know these as 'Alien Words' e.g. brin, snorb.



# Phonics Screening

stip



prool



darps



thand



moat

shape

hair

crate



# What can you do to help your child?

- Reading to your child and listening to your child read every night.
- Continue to learn green and red words.
- Use numbers where possible, counting out objects, counting in groups, ordering numbers.
- Use Maths in everyday situations, ask your child to tell you the time, what will it be in one hours time?
- Encourage your child to be involved with money when shopping, using the right amount of coins.



## Homework - Starting on Monday 18<sup>th</sup> September

Reading Books: These will be changed each Monday. If you have read with your child at home, please record this in their Reading Diaries as children are rewarded 3 Dojos for reading at home.



Spellings: Every Monday children will be given new spelling in a spelling folder that will be sent home. Children will have a Spelling Test each Monday to check their knowledge of the spellings they have been learning.

Homework: Children will have homework set every Monday. This will be linked to the children's learning. Please can this homework be handed in on the following Monday?




# Useful Information

- PE - This is on Tuesday and Friday.
- Please ensure that children have their PE kits on these days and that hair is tied back and that all earrings are removed.
- Forest schools will continue. This is a valuable learning experience for children. This will take place in Term One.



Attendance is an important part of your Child's Education, they can not learn if they are not in school. Attendance = Attainment Every Day Counts

You are legally responsible for ensuring your child attends school every day and on time. Persistent lateness can add up to too many days absent.

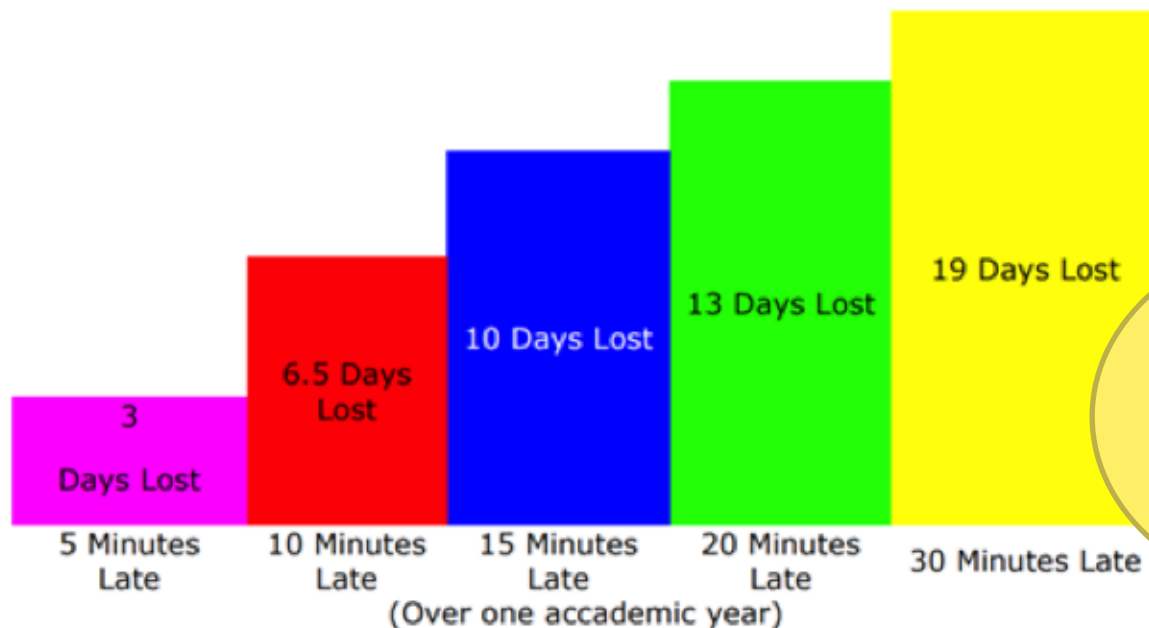


10 minutes late to school every day adds up. It is the same as losing 6.5 days of school each year.

When a child arrives late at the start of the school day, it is very disruptive to their learning and the learning of their classmates.

### Every Minute Counts

If you arrive late to school everyday your learning begins to suffer. Below is a graph showing how being late to school everyday over a school year adds up to lost learning time.



Did you know?  
Being 15 minutes late each day is the same as missing **2 weeks** of school!



# Good Attendance means...

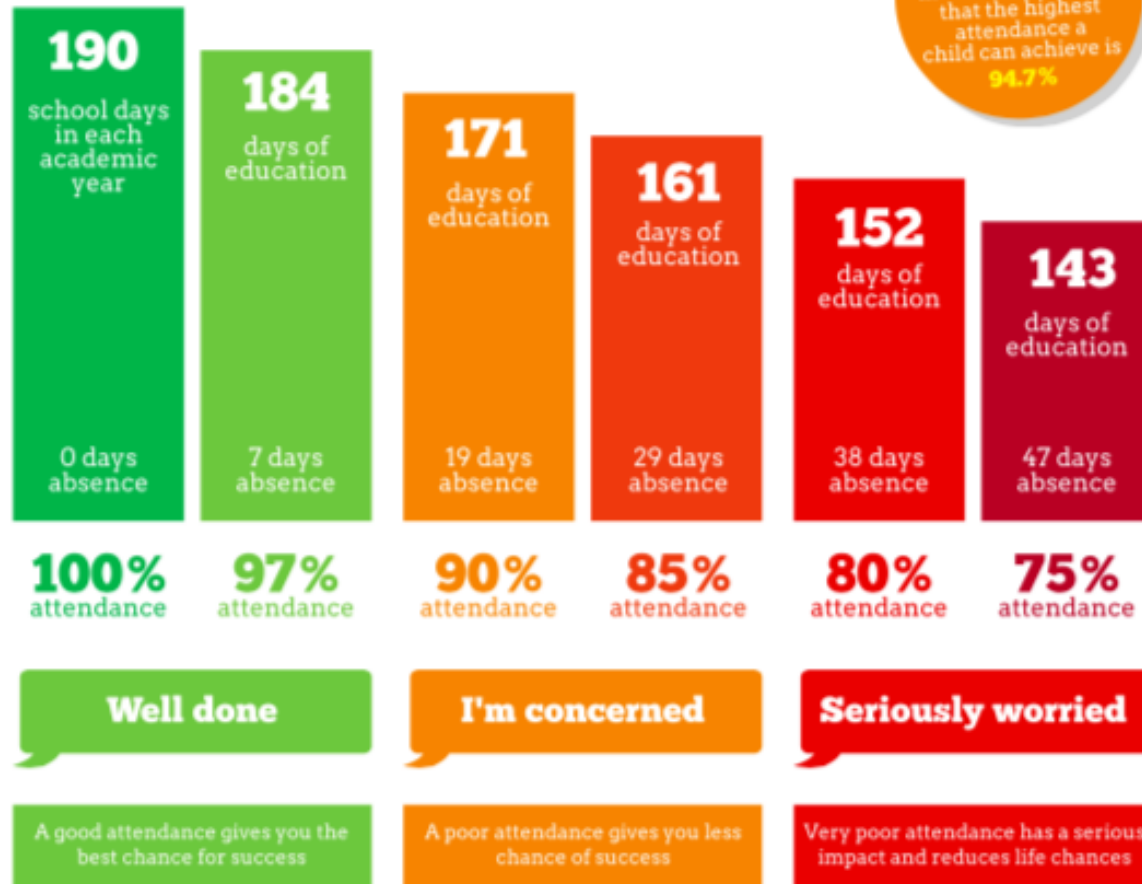
Being in school at least 97% of the time or 184 to 190 days

## Remember


Your education is important - don't miss out!

### Did you know?

A two week holiday in term time means that the highest attendance a child can achieve is **94.7%**



Our school target is 97%, contact is made with all parents of children when attendance falls below this.



# Class Dojo

Class Dojo is a reward system that we use for our pupils.



Dojo points are awarded to pupils when they meet one of the Dojo criteria.

These may be given for:

Homework (3 points)

Reading (3 points)

Spelling score 100% (3points)

Target Maths score 100% (3points)

Determination (1 point)

Listen to people (1 point)

Be honest (1 point)

Be kind and helpful (1 point)

Work hard (1 point),

Look after property (1 point)

Love each other as God loves you (1 point).



## **Parents**

Please make sure you have your child's code to view their account and keep track of their progress.



# This Term - Creative

Do you want to have some creative ideas to do with your child?

Want some simple ideas you can do together at home?

Would you like to work with other adults and gain new skills?



Thursday 28<sup>th</sup> September to Thursday 16th  
November 1.15pm-3.15pm with Mrs Stevenson and  
Miss Dring in the portacabin



# Family Learning

## What's it all about?

- ▶ A National Programme, where a variety of courses are offered to schools to support parents/carers gain confidence to support their child's learning in a fun and friendly way.
- ▶ The courses and workshops will give you tips and activity ideas in various subjects.
- ▶ Courses and workshops range in a variety of subjects including 'Learning through play', 'Family Fun Outdoors', 'Phonics and story sacks' and 'Family maths'.



# Family Learning

- ▶ The courses and workshops are available to mums, dads, grandparents and carers
- ▶ Its free!
- ▶ You will spend time with your child learning together.
- ▶ You will both gain confidence.
- ▶ You will build upon your own skills.
- ▶ You will be supported in your own learning journey.



# How it works?

- Workshops are 2 hours long
- Courses are 2 hours long, term time only for 5 weeks.
- For each workshop and each week of the course you will spend:
  - 1 hour with a experienced Family Learning Tutor, learning how your child is taught at school.
  - 1 hour with your child at school, learning together and practising the skills you have gained confidence in.



# You'll receive...

- ▶ A Family Learning pack (course only)
- ▶ Support from an experienced Tutor in the chosen subject area.
- ▶ Information about how your child is taught at school in the chosen subject.
- ▶ Information and support with other learning opportunities
- ▶ Confidence and new skills
- ▶ Friends





I look forward to an  
exciting term ahead!

Thank you for  
your time.

